

SURVEY ON PEOPLE SATISFACTION LEVEL FROM THE BJP GOVERNMENT IN DISTRICT JIND, HARYANA

Nitin Kumar¹ & Megha Goyal²

¹Research Scholar, Guru Jambheshwar University of Science & Technology, Hisar, India

²Assistant Professor, Department of Business Management, CCS Haryana Agricultural University, Hisar, India

ABSTRACT

This research paper purpose is to examine the opinion of the students about BJP Government in Jind region of Haryana. In this study, several identifiable variables were people's opinion about the BJP Government in Jind region of Haryana. Using questionnaire as a research instrument, 75 sets of questionnaires had been answered by people on Google docs (online). Pie- diagram was used to present the findings about opinion of the students about BJP Government in, Jind region of Haryana.

KEYWORDS: *BJP (Bhartiya Janta Party)*

Article History

Received: 18 Feb 2020 | Revised: 21 Feb 2020 | Accepted: 05 Mar 2020

INTRODUCTION

The Bharatiya Janata Party translation: Indian People's Party; abbr. BJP is one of the two major political parties in India, along with the Indian National Congress. As of 2019, it is the country's largest political party in terms of representation in the national parliament and state assemblies and is the world's largest party in terms of primary membership. BJP is a right-wing party, and its policy has historically reflected Hindu nationalist positions. It has a close ideological and organizational links to the Rashtriya Swayamsevak Sangh (RSS).

The BJP's origin lies in the Bharatiya Jana Sangh, formed in 1951 by Syama Prasad Mukherjee. After the State of Emergency in 1977, the Jana Sangh merged with several other parties to form the Janata Party; it had defeated the incumbent Congress party in the 1977 general election. After three years in power, the Janata party dissolved in 1980 with the members of the erstwhile Jana Sangh reconvening to form the BJP. Although initially unsuccessful, winning only two seats in the 1984 general election, it grew in strength on the back of the Ram Janmabhoomi movement. Following the victories in several state elections and better performances in national elections, the BJP became the largest party in the parliament in 1996; however, it lacked a majority in the lower house of Parliament, and its government lasted only for 13 days.

After the 1998 general election, the BJP-led coalition known as the National Democratic Alliance (NDA) under Prime Minister Atal Bihari Vajpayee, formed a government that lasted for a year. Following fresh elections, the NDA government, again headed by Vajpayee, lasted for a full term in office; this was the first non-Congress government. In the 2004 general election, the NDA suffered an unexpected defeat, and for the next ten years the BJP was the principal opposition party. Long time Gujarat Chief Minister Narendra Modi led it to a landslide victory in the 2014 general election.

Since that election, Modi has led the NDA government as a Prime Minister and as of February 2019, the alliance governs 18 states.

The official ideology of the BJP is an integral humanism, first formulated by Deendayal Upadhyaya in 1965. The party expresses a commitment to Hindutva and its policy has historically reflected Hindu nationalist positions. The BJP advocates social conservatism and a foreign policy centered on nationalist principles. Its key issues have included the abrogation of the special status to Jammu and Kashmir, the building of a Ram Temple in Ayodhya and the implementation of a uniform civil code. However, the 1998–2004 NDA government did not pursue any of these controversial issues. It instead, focused on a largely liberal economic policy prioritizing globalization and economic growth over social welfare.

2019 Haryana Legislative Assembly

Legislative Assembly election was held in Haryana on 21st October 2019 to elect 90 members of the Haryana Legislative Assembly. The final voter turnout was recorded at 68.20%. The results were announced on 24th October 2019.

The Bharatiya Janata Party emerged as the single largest party and formed the government in a post-poll alliance with the Jannayak Janta Party and seven Independent MLAs. BJP's Manohar Lal Khattar and JJP President Dushyant Chautala were sworn in as Chief Minister and Deputy Chief Minister, respectively of BJP-JJP alliance government.

In the previous election in 2014, the Bharatiya Janata Party won a majority and ended the 10-year rule of the Congress government in the state and Manohar Lal Khattar became the Chief Minister.

OBJECTIVES OF THE STUDY

- To get the opinion of the people about BJP Government in Jind region of Haryana.
- To find the satisfaction level of people on BJP Government in Jind region of Haryana.

LITERATURE REVIEW

Indian polity, since independence has been moving from a predominantly traditional patterns towards a modern political system by adopting the process universal adult suffrage, liberal parliamentary democracy, theoretically admitting free competition for political power.

India is a store house for a rich experience in the psephological study. By successfully organizing the democratic elections, India has become a vibrant democracy. In fact, it is the largest functioning democracy in the world.

Like holding election, study and research on Indian election also helps to provide enough material. Election studies obtained credence ever, since, there was a chap in the study of 1912 had undertaken. It is already mentioned in the introductory chapter that prior to 1951 two good reviews of voting behaviour studies were available for the Indian electoral studies. Both these reviews are known as studies that have done by Oliver Garceau and Samuel J Eldersveld, simplify researcher's tension with regard to access into research writings. These two studies provide data bank and analysis of behaviour which act as models for further studies in the area of psephology in the Indian context.

'Peoples choice'1 (1944) by Lazarsfeld, Berelson and Gaudet revealed the utility and power of interview survey as a tool for voting research.

‘Voter decides’² (1952) by Campbell, Gurin and Miller, on Presidential Election in USA, argued that although the level of citizen’s interest and participation in any one election can be accounted for in terms of issues, candidates etc., the understanding of the long range trends in electoral participation requires consideration of the broader and more enduring political values and attitudes.

‘American voter’ (1960) by Angus Campbell³ was a nationwide study, which made use of genuinely political focus and shows the power of data accumulation from election to election and the utility of such accumulation in building theory. The use of the analogy, ‘causa! funnel’ enabled the authors of that study for the consideration of short and long range significance at any one slice of time. In explanatory power and sophistication, this study stood far from the studies that were undertaken previously.

Developing a Research Plan

The present research is exploratory in nature. The study tries to find the significance of people perception regarding BJP Government in Jind region of Haryana.

The data for this research project has been collected through Self Administration. Due to time limitation and other constraints direct personal interview study method is used. A structured questionnaire was formed as it consumes less time duration and is very important from the point of view of information, easier to tabulate and interpret. More ever respondents prefer to give direct answer.

Development of research plan has the following steps:

- Sample Design
- Sample Unit
- Sample Size
- Sample Technique

Population

Population means the groups of individuals taken for a study and the population were taken for my research are people of Distt. Jind. Haryana

Sample Design

The complete study about the opinion of the population is known as a census inquiry. Sample is a group of few individuals, which represents the population from where it is taken.

The process of selecting samples have been Multi Stratified in Nature. At the first Stage 2 blocks of region / area have been selected with the help of **convenient sampling**. The size of sample is 75 respondents.

Sampling Size

The sample size of the study was **75**. The area of study was Jind Region.

DATA ANALYSIS & INTERPRETATION

Data Analysis

The data collected from various respondents have been analyzed for the drawing a conclusion. So, efforts have been made to analysis and interpret the collective data.

A brief of analysis and interpretation were given below:

Are you satisfied with the performance of the BJP government In Haryana?

Table 1

Response	
Yes	76%
No	17.3%
Maybe	6.7%
Don't Know	0%

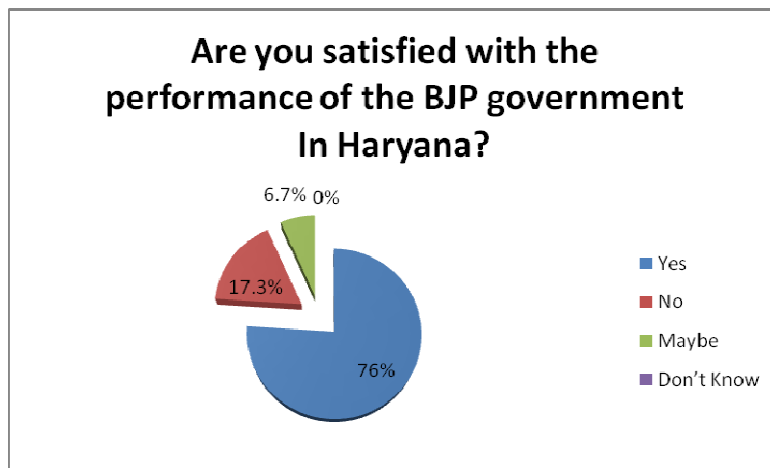


Figure 1.

Comment: About 76% of people are satisfied with the performance of the BJP government in Haryana. But, about 17% of people are not satisfied with the performance of the BJP government in Haryana. About 7% of people have confusion about whether they are satisfied or not. So, according to the data we can say that maximum of the population are satisfied with the performance of the BJP government in Haryana.

Do you agree that the government has failed to reduce the cost of living (Inflation)?

Table 2

Response	
Yes	42.7%
No	45.3%
Maybe	6.7%
Don't Know	5.3%

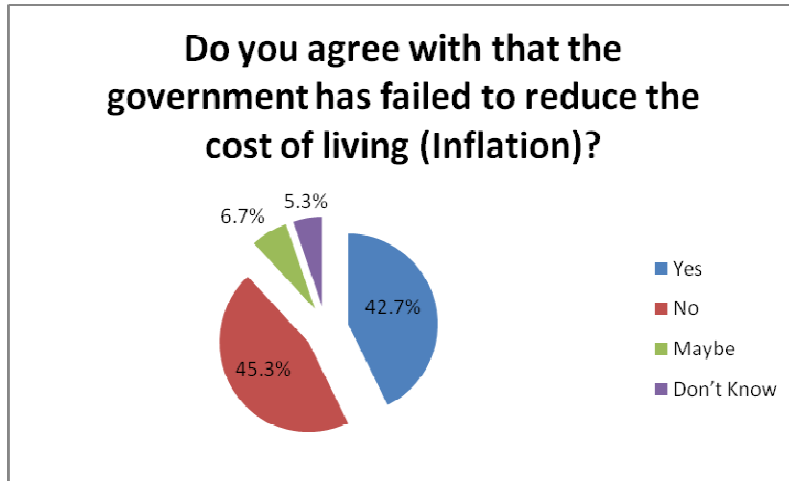


Figure 2.

Comment: About 43% of people are agreeing with that the government has failed to reduce the cost of living. But, about 45% of people are not agreeing with that the government has failed to reduce the cost of living. About 7% of people have confusion about that, and about 5% of people do not know about this. So, according to the data we can say that over this topic the people have the mix perception.

Do you agree that the crime rates have come down under BJP government?

Table 3

Response	
Yes	68%
No	28%
Maybe	4%
Don't Know	0%

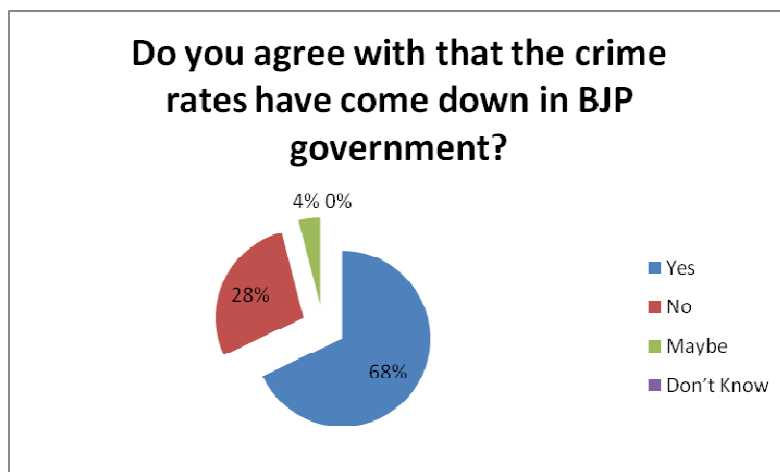


Figure 3.

Comment: About 68% of people are agreeing with that the crime rates have come down under BJP government. But, about 28% of people are not agreeing with that the crime rates have come down under BJP government. About 4% of people have confusion about that. So, according to the data we can say that maximum of the people are agreeing that the crime rates have come down under BJP government.

Have the government reduced the unemployment rate?

Table 4

Response	
Yes	36%
No	56%
Maybe	6.7%
Don't Know	1.3%

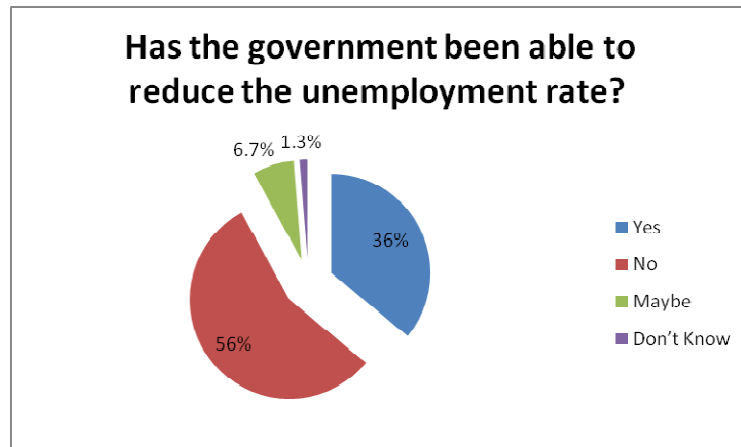


Figure 4.

Comment: About 36% of people are agreeing with that the government been able to reduce the unemployment rate. But, about 56% of people are not agreeing with that the government been able to reduce the unemployment rate. About 7% of people have confusion about that, and about 1% of people do not know about this. So, according to the data we can say that on this topic the people have the mix perception and maximum are dissatisfied with the performance of government in terms of reduction in the unemployment rate.

Are you satisfied with the work of BJP government for the growth of GDP?

Table 5

Response	
Yes	60%
No	30.7%
Maybe	5.3%
Don't Know	4%

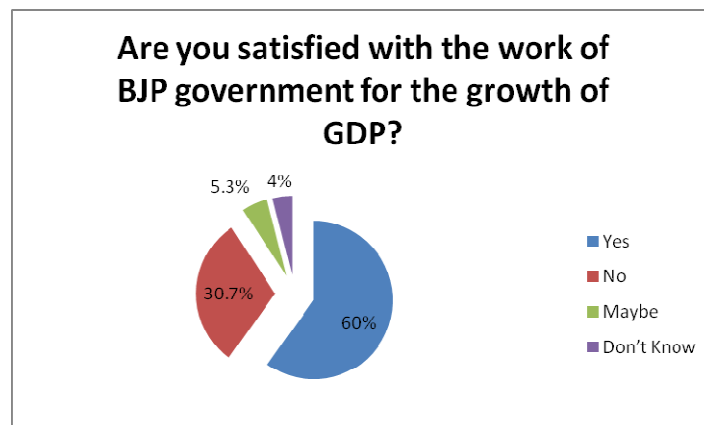


Figure 6.

Comment: About 60% of people are satisfied with the work of BJP government for the growth of GDP. But, about 31% of people are not satisfied with the work of BJP government for the growth of GDP. About 5% of people have confusion about that, and about 4% of people do not know about this. So, according to the data we can say maximum of people are satisfied with the work of BJP government for the growth of GDP.

Have the government is effective in handling issues related to communalism?

Table 6

Response	
Yes	57.3%
No	33.3%
Maybe	6.7%
Don't Know	2.7%

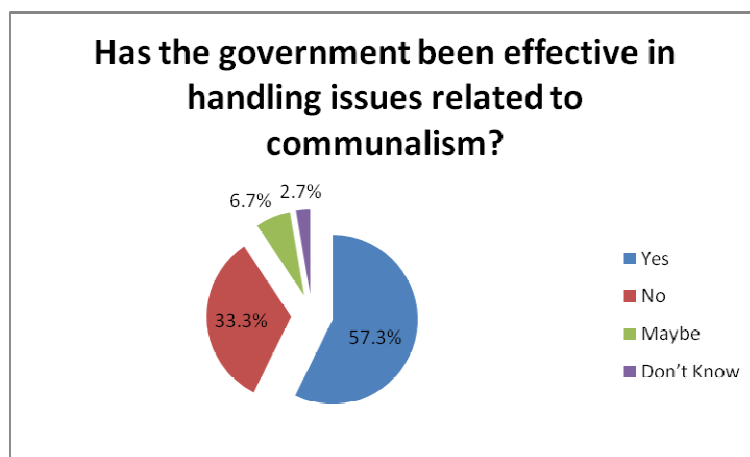


Figure 6

Comment: About 57% of people are agreeing, that the government is effective in handling issues related to communalism. But, about 33% of people are not agreeing that the government been effective in handling issues related to communalism. About 7% of people have confusion about that, and about 3% of people do not know about this. So, according to the data we can say that maximum of people are agreeing about the government been effective in handling issues related to communalism.

Has the government been effective in handling terrorism?

Table 7

Response	
Yes	80%
No	17.3%
Maybe	2.7%
Don't Know	0%

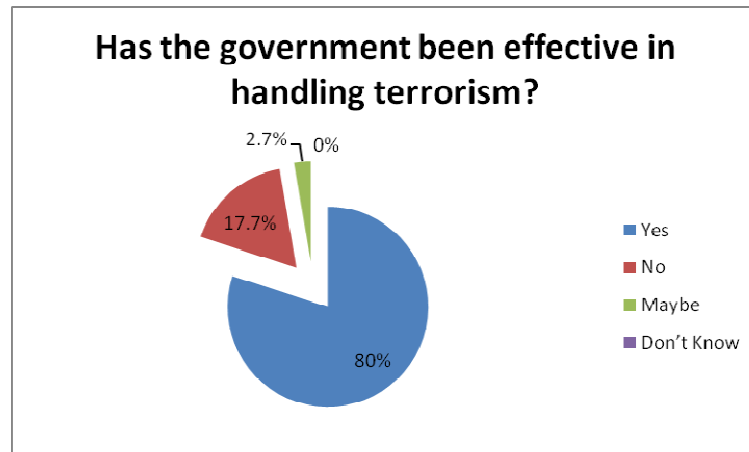


Figure 7

Comment: About 80% of people are agreeing that the government been effective in handling terrorism. But, about 18% of people are not agreeing that the government been effective in handling terrorism. About 3% of people have confusion about that. So, according to the data we can say that maximum of people are agreeing with that the government been effective in handling terrorism.

Limitations of Study

This study too has its limitations which limits the applicability and validity of study. The limitations are mentioned below:

- The sample size was small and cannot be applied to the entire population.
- The people were the interested to give their feedback.

Findings of the Study

After Analysis and Interpretation of the data, the followings findings were emerged:

- Most of the respondents are Male.
- About 76% of people are satisfied with the performance of the BJP government in Haryana.
- About 45% of people are not agreeing that the government has failed to reduce the cost of living.
- About 68% of people are agreeing that the crime rates have come down under BJP government.
- About 56% of people are not agreeing that the government is able to reduce the unemployment rate.
- About 60% of people are satisfied with the work of BJP government for the growth of GDP.
- About 57% of people are agreeing that the government is effective in handling the issues related to communalism.
- About 80% of people are agreeing that the government is effective in handling terrorism.

CONCLUSIONS

Overall, we can say that the most of the people about 76% are satisfied with the performance of the BJP government in Haryana. About 45% of people are not agreeing that the government has failed to reduce the cost of living. About 68% of

people are agreeing that the crime rates have come down in BJP government. About 56% of people are not agreeing that the government is able to reduce the unemployment rate. About 60% of people are satisfied with the work of BJP government for the growth of GDP. About 57% of people are agreeing that the government been effective in handling issues related to communalism. About 80% of people are agreeing that the government been effective in handling terrorism.

REFERENCES

1. www.indians4sc.org/
2. [en.wikipedia.org > wiki > Politics_of_India](http://en.wikipedia.org/wiki/Politics_of_India)
3. [www.news18.com > politics](http://www.news18.com/politics)
4. [adaniel.tripod.com > politics](http://adaniel.tripod.com/politics)
5. [EconomicTimes.indiatimes.com > News > Politics and Nation](http://EconomicTimes.indiatimes.com/News/Politics_and_Nation)
6. Lazarsfeld, Berelson and Gaudet (1944) “The utility and power of interview survey as a tool of voting research.”
7. Campbell, Gurin and Miller (1952) “The understanding of the long range trends in electoral participation requires consideration of the broader and more enduring political values and attitudes.”
8. Angus Campbell (1960) “Nationwide study which made use of genuinely political focus and show the power of data accumulation.”

